

Autodromo do Algarve 4.653 m.

Autodromo Int. do Algarve
Alpine Elf Cup Series
Free Practice - 2
Provisional Results



Clas	Nº	Driver	Nat	Cat	Clas	Team	Nat	Level	Laps	Best	Time	Gap	Interval	Km/h
1	16	Gaspard Simon	FRA	JUN	1	SCHUMACHER CLRT	FRA	Inter C	19	16	1:52.805			148.4
2	136	Enzo Geraci	FRA	JUN	2	HAZEL TECHNOLOGIE	FRA	Inter C	17	4	1:52.972	0.167	0.167	148.2
3	38	Charles Roussanne	FRA	JUN	3	VPS RACING	FRA	Inter D	20	11	1:53.195	0.390	0.223	147.9
4	76	Pierre Sancinena	FRA	PRO	1	RACE CARS	FRA	Inter C	18	16	1:53.214	0.409	0.019	147.9
5	8	Lukas Papin	FRA	JUN	4	SCHUMACHER CLRT	FRA	Inter D	19	18	1:53.414	0.609	0.200	147.6
6	85	Thibaut Bossy	FRA	CHA	1	HERRERO RACING	FRA	Inter C	17	4	1:53.417	0.612	0.003	147.6
7	88	Tom Verdier	FRA	JUN	5	HAZEL TECHNOLOGIE	FRA	Inter C	19	7	1:53.453	0.648	0.036	147.6
8	2	Florian Coruble	FRA	CHA	2	HAZEL TECHNOLOGIE	FRA	Inter C	20	9	1:53.640	0.835	0.187	147.4
9	26	Sandro Perissoutti	FRA	CHA	3	CODE RACING	FRA	NCC	19	13	1:53.691	0.886	0.051	147.3
10	128	Mattéo Nombrot	FRA	JUN	6	HAZEL TECHNOLOGIE	FRA	Inter C	18	12	1:53.762	0.957	0.071	147.2
11	9	Philippe Bourgois	BEL	GEN	1	RACE CARS	BEL	Inter C	18	16	1:54.503	1.698	0.741	146.2
12	72	Enzo Carvalhido	FRA	JUN	7	SPORT AUTO RACING	FRA	Inter C	16	10	1:54.573	1.768	0.070	146.2
13	36	Sami Dhahri	FRA	JUN	8	VPS RACING	FRA	Inter C	17	15	1:54.798	1.993	0.225	145.9
14	5	Anthony Jurado	FRA	PRO	2	CODE RACING	FRA	NCC	18	6	1:55.205	2.400	0.407	145.3
15	63	Pierre-Laurent Figuiere	FRA	CHA	4	HAZEL TECHNOLOGIE	FRA	Inter C	18	6	1:55.451	2.646	0.246	145.0
16	172	Philippe Loriguer	FRA	GEN	2	HAZEL TECHNOLOGIE	FRA	NCC	17	8	1:55.498	2.693	0.047	145.0
17	123	Frédéric De Brabant	FRA	GEN	3	HAZEL TECHNOLOGIE	FRA	NCC	19	8	1:55.819	3.014	0.321	144.6
18	46	Clément Berlié	FRA	CHA	5	VPS RACING	FRA	NCC	18	5	1:56.070	3.265	0.251	144.3
19	23	Laurent Richard	FRA	GEN	4	HERRERO RACING	FRA	Inter C	16	10	1:56.103	3.298	0.033	144.2
20	77	Alain Jacono	FRA	GEN	5	HAZEL TECHNOLOGIE	FRA	NCC	19	14	1:56.261	3.456	0.158	144.0

Disqualified:

4	*	Léo Jousset	FRA	JUN	RACE CARS	FRA	Inter C
---	---	-------------	-----	-----	-----------	-----	---------

*** PENALTIES**

BLACK FLAG CAR 04 (ABUSE TRACK LIMITS)

Published at:.....

Track Temp: 23.4 °C Air Temp: 17.3 °C Humidity: 63 % Track Status: WET

Race Director:

Pierre Delettre

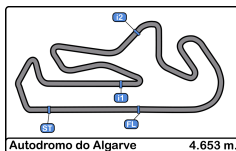
Timekeeper:

Luis Garcia
 JOB-2654-ESP/M



Alpine Mobility





Autodromo Int. do Algarve
Alpine Elf Cup Series
Free Practice - 2
Provisional Results by Category



PRO														
Clas	Nº	Driver	Nat	Cat	Clas	Team	Nat	Level	Laps	Best	Time	Gap	Interval	Km/h
1	76	Pierre Sancinena		PRO	1	RACE CARS		Inter C	18	16	1:53.214			147.9
2	5	Anthony Jurado		PRO	2	CODE RACING		NCC	18	6	1:55.205	1.991	1.991	145.3

CHA														
Clas	Nº	Driver	Nat	Cat	Clas	Team	Nat	Level	Laps	Best	Time	Gap	Interval	Km/h
1	85	Thibaut Bossy		CHA	1	HERRERO RACING		Inter C	17	4	1:53.417			147.6
2	2	Florian Coruble		CHA	2	HAZEL TECHNOLOGIE		Inter C	20	9	1:53.640	0.223	0.223	147.4
3	26	Sandro Perissoutti		CHA	3	CODE RACING		NCC	19	13	1:53.691	0.274	0.051	147.3
4	63	Pierre-Laurent Figuiere		CHA	4	HAZEL TECHNOLOGIE		Inter C	18	6	1:55.451	2.034	1.760	145.0
5	46	Clément Berlié		CHA	5	VPS RACING		NCC	18	5	1:56.070	2.653	0.619	144.3

JUN														
Clas	Nº	Driver	Nat	Cat	Clas	Team	Nat	Level	Laps	Best	Time	Gap	Interval	Km/h
1	16	Gaspard Simon		JUN	1	SCHUMACHER CLRT		Inter C	19	16	1:52.805			148.4
2	136	Enzo Geraci		JUN	2	HAZEL TECHNOLOGIE		Inter C	17	4	1:52.972	0.167	0.167	148.2
3	38	Charles Roussanne		JUN	3	VPS RACING		Inter D	20	11	1:53.195	0.390	0.223	147.9
4	8	Lukas Papin		JUN	4	SCHUMACHER CLRT		Inter D	19	18	1:53.414	0.609	0.219	147.6
5	88	Tom Verdier		JUN	5	HAZEL TECHNOLOGIE		Inter C	19	7	1:53.453	0.648	0.039	147.6
6	128	Mattéo Nombrot		JUN	6	HAZEL TECHNOLOGIE		Inter C	18	12	1:53.762	0.957	0.309	147.2
7	72	Enzo Carvalhido		JUN	7	SPORT AUTO RACING		Inter C	16	10	1:54.573	1.768	0.811	146.2
8	36	Sami Dhahri		JUN	8	VPS RACING		Inter C	17	15	1:54.798	1.993	0.225	145.9

Disqualified:

4	*	Léo Jousset		JUN		RACE CARS		Inter C						
---	---	-------------	--	-----	--	-----------	--	---------	--	--	--	--	--	--

GEN														
Clas	Nº	Driver	Nat	Cat	Clas	Team	Nat	Level	Laps	Best	Time	Gap	Interval	Km/h
1	9	Philippe Bourgois		GEN	1	RACE CARS		Inter C	18	16	1:54.503			146.2
2	172	Philippe Loriquer		GEN	2	HAZEL TECHNOLOGIE		NCC	17	8	1:55.498	0.995	0.995	145.0
3	123	Frédéric De Brabant		GEN	3	HAZEL TECHNOLOGIE		NCC	19	8	1:55.819	1.316	0.321	144.6
4	23	Laurent Richard		GEN	4	HERRERO RACING		Inter C	16	10	1:56.103	1.600	0.284	144.2
5	77	Alain Jacono		GEN	5	HAZEL TECHNOLOGIE		NCC	19	14	1:56.261	1.758	0.158	144.0

*** PENALTIES**

BLACK FLAG CAR 04 (ABUSE TRACK LIMITS)

Published at:.....

Track Temp: 23.4 °C Air Temp: 17.3 °C Humidity: 63 % Track Status: WET

Race Director:

Pierre Delettre

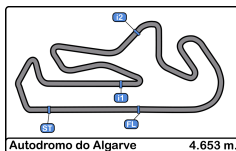
Timekeeper:

Luis Garcia
JOB-2654-ESP/M



Alpine Mobility





Autodromo Int. do Algarve
Alpine Elf Cup Series
Free Practice - 2
Provisional Results by Class



NCC														
Clas	Nº	Driver	Nat	Cat	Clas	Team	Nat	Level	Laps	Best	Time	Gap	Interval	Km/h
1	26	Sandro Perissoutti		NCC	1	CODE RACING		NCC	19	13	1:53.691			147.3
2	5	Anthony Jurado		NCC	2	CODE RACING		NCC	18	6	1:55.205	1.514	1.514	145.3
3	172	Philippe Loriquer		NCC	3	HAZEL TECHNOLOGIE		NCC	17	8	1:55.498	1.807	0.293	145.0
4	123	Frédéric De Brabant		NCC	4	HAZEL TECHNOLOGIE		NCC	19	8	1:55.819	2.128	0.321	144.6
5	46	Clément Berlié		NCC	5	VPS RACING		NCC	18	5	1:56.070	2.379	0.251	144.3
6	77	Alain Jacono		NCC	6	HAZEL TECHNOLOGIE		NCC	19	14	1:56.261	2.570	0.191	144.0

Inter C														
Clas	Nº	Driver	Nat	Cat	Clas	Team	Nat	Level	Laps	Best	Time	Gap	Interval	Km/h
1	16	Gaspard Simon		Inter C	1	SCHUMACHER CLRT		Inter C	19	16	1:52.805			148.4
2	2	Florian Coruble		Inter C	2	HAZEL TECHNOLOGIE		Inter C	20	9	1:53.640	0.835	0.835	147.4
3	72	Enzo Carvalhido		Inter C	3	SPORT AUTO RACING		Inter C	16	10	1:54.573	1.768	0.933	146.2
4	63	Pierre-Laurent Figuiere		Inter C	4	HAZEL TECHNOLOGIE		Inter C	18	6	1:55.451	2.646	0.878	145.0

Inter C														
Clas	Nº	Driver	Nat	Cat	Clas	Team	Nat	Level	Laps	Best	Time	Gap	Interval	Km/h
1	136	Enzo Geraci		Inter C	1	HAZEL TECHNOLOGIE		Inter C	17	4	1:52.972			148.2
2	76	Pierre Sancinena		Inter C	2	RACE CARS		Inter C	18	16	1:53.214	0.242	0.242	147.9
3	85	Thibaut Bossy		Inter C	3	HERRERO RACING		Inter C	17	4	1:53.417	0.445	0.203	147.6
4	88	Tom Verdier		Inter C	4	HAZEL TECHNOLOGIE		Inter C	19	7	1:53.453	0.481	0.036	147.6
5	128	Mattéo Nombrot		Inter C	5	HAZEL TECHNOLOGIE		Inter C	18	12	1:53.762	0.790	0.309	147.2
6	9	Philippe Bourgois		Inter C	6	RACE CARS		Inter C	18	16	1:54.503	1.531	0.741	146.2
7	36	Sami Dhahri		Inter C	7	VPS RACING		Inter C	17	15	1:54.798	1.826	0.295	145.9
8	23	Laurent Richard		Inter C	8	HERRERO RACING		Inter C	16	10	1:56.103	3.131	1.305	144.2

Disqualified:

4	*	Léo Jousset		Inter C		RACE CARS		Inter C						
---	---	-------------	--	---------	--	-----------	--	---------	--	--	--	--	--	--

Inter D														
Clas	Nº	Driver	Nat	Cat	Clas	Team	Nat	Level	Laps	Best	Time	Gap	Interval	Km/h
1	38	Charles Roussanne		Inter D	1	VPS RACING		Inter D	20	11	1:53.195			147.9
2	8	Lukas Papin		Inter D	2	SCHUMACHER CLRT		Inter D	19	18	1:53.414	0.219	0.219	147.6

*** PENALTIES**

BLACK FLAG CAR 04 (ABUSE TRACK LIMITS)

Published at:.....

Track Temp: 23.4 °C Air Temp: 17.3 °C Humidity: 63 % Track Status: WET

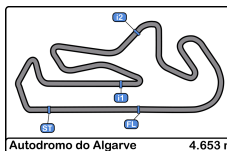
Race Director:

Pierre Delettre

Timekeeper:

Luis Garcia
JOB-2654-ESP/M





Autodromo Int. do Algarve
Alpine Elf Cup Series
Free Practice - 2
Lap Analysis



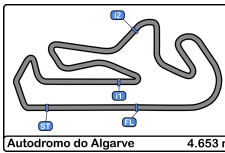
2 Florian Coruble Inter C							5 Anthony Jurado NCC								
CHA			CHAZEL TECHNOLOGIE				PRO			CODE RACING DEVELOPMENT					
Lap	D	Time	Sector 1	Sector 2	Sector 3	T. Spd	Elapsed	Lap	D	Time	Sector 1	Sector 2	Sector 3	T. Spd	Elapsed
1		16:56:34.317	16:55:06.563	42.433	45.321		16:56:34.317	1		16:56:47.296	16:55:21.677	40.453	45.166		16:56:47.296
2		1:55.127	36.306	35.906	42.915	233.2	16:58:29.444	2		1:57.384	37.013	36.380	43.991	235.2	16:58:44.680
3		1:54.045	35.775	35.534	42.736	234.2	17:00:23.489	3		1:55.887	36.454	36.194	43.239	235.2	17:00:40.567
4		1:54.001	35.631	35.474	42.896	235.8	17:02:17.490	4		1:54.685	35.952	35.690	43.043	237.8	17:02:35.252
5		1:58.263	35.890	38.904	43.469	236.3	17:04:15.753	5		2:04.960	36.571	40.066	48.323	240.5	17:04:40.212
6		1:53.829	35.649	35.358	42.822	237.8	17:06:09.582	6		1:55.205	36.212	35.562	43.431	238.9	17:06:35.417
7		1:53.663	35.551	35.463	42.649	238.9	17:08:03.245	7		1:55.532	36.368	35.941	43.223	237.8	17:08:30.949
8		1:53.645	35.610	35.255	42.780	238.4	17:09:56.890	8		2:05.537 P	36.134	35.574	53.829	238.4	17:10:36.486
9		1:53.640	35.527	35.323	42.790	239.4	17:11:50.530	9		6:02.281	4:38.207	39.569	44.505		17:16:38.767
10		1:54.395	35.681	35.490	43.224	240.0	17:13:44.925	10		1:56.176	36.605	36.374	43.197	236.3	17:18:34.943
11		2:14.989 P	36.838	42.160	55.991	234.7	17:15:59.914	11		1:55.288	35.913	36.072	43.303	240.0	17:20:30.231
12		4:49.176	3:29.975	35.838	43.363		17:20:49.090	12		1:55.501	36.297	35.690	43.514	235.8	17:22:25.732
13		1:54.907	35.859	35.638	43.410	237.8	17:22:43.997	13		2:07.726	37.816	37.717	52.193	236.8	17:24:33.458
14		1:54.043	35.806	35.464	42.773	236.3	17:24:38.040	14		1:55.134	35.672	36.024	43.438	241.6	17:26:28.592
15		1:53.892	35.780	35.382	42.730	239.4	17:26:31.932	15		1:55.090	36.066	35.709	43.315	236.8	17:28:23.682
16		1:55.401	35.543	35.619	44.239	240.0	17:28:27.333	16		2:07.529	36.353	38.276	52.900	235.2	17:30:31.211
17		1:57.351	35.741	36.011	45.599	236.3	17:30:24.684	17		1:55.378	35.940	35.640	43.798	246.0	17:32:26.589
18		1:57.197	35.858	36.042	45.297	241.0	17:32:21.881	18		2:10.207 P	35.784	35.606	58.817	238.4	17:34:36.796
19		1:56.261	35.736	35.521	45.004	239.4	17:34:18.142								
20		2:21.647 P	41.255	40.913	59.479	197.0	17:36:39.789								

4 Léo Jousset Inter C							8 Lukas Papin Inter D								
JUN			RACE CARS CONSULTING				JUN			SCHUMACHER CLRT					
Lap	D	Time	Sector 1	Sector 2	Sector 3	T. Spd	Elapsed	Lap	D	Time	Sector 1	Sector 2	Sector 3	T. Spd	Elapsed
1		16:56:03.740	16:54:44.877	35.981	42.882		16:56:03.740	1		16:56:34.434	16:55:02.818	42.574	49.042		16:56:34.434
2		1:53.474	35.552	35.161	42.461	238.9	16:57:56.914	2		2:11.614	45.456	39.142	47.016	192.8	16:58:46.048
3		1:53.307	35.622	35.206	42.479	235.8	16:59:50.221	3		2:06.471	42.062	38.271	46.138	196.3	17:00:52.519
4		1:53.225	35.554	35.012	42.659	236.8	17:01:43.446	4		2:08.598	41.018	42.038	45.542	228.3	17:03:01.117
5		1:55.092	37.427	35.047	42.618	237.8	17:03:38.538	5		1:58.942	38.647	36.442	43.853	232.2	17:05:00.059
6		1:52.848	35.364	34.874	42.610	242.1	17:05:31.386	6		1:54.812	36.265	35.420	43.127	234.7	17:06:54.871
7		1:53.818	35.884	35.160	42.774	237.8	17:07:25.204	7		1:54.011	35.844	35.217	42.950	236.3	17:08:48.882
8		1:53.943	35.728	35.205	43.010	237.3	17:09:19.147	8		2:00.202 P	35.639	35.219	58.344	238.4	17:10:58.084
9		1:53.617	35.601	35.100	42.916	239.4	17:11:12.764	9		7:36.480	6:13.883	37.950	44.647		17:18:34.564
10		1:53.339	35.478	35.035	42.826	239.4	17:13:06.103	10		1:58.037	37.303	35.895	44.839	206.1	17:20:32.601
11		1:53.544	35.540	35.340	42.661	240.0	17:14:59.644	11		1:53.824	35.735	35.379	42.710	236.8	17:22:26.425
12		1:55.225	35.509	36.024	43.692	242.1	17:16:54.869	12		1:53.640	35.682	35.160	42.798	239.4	17:24:20.065
13		1:54.297	35.929	35.489	42.879	235.2	17:18:49.166	13		1:53.654	35.667	35.221	42.763	235.8	17:26:13.716
14		2:03.470 P	35.782	35.342	52.346	236.8	17:20:52.636	14		1:53.967	35.947	34.939	43.081	236.3	17:28:07.683
15		1:49.465	3:29.264	36.902	43.299		17:25:42.101	15		1:53.645	35.502	35.032	43.111	238.9	17:30:01.328
16		1:53.268	35.618	35.108	42.542	235.2	17:27:35.369	16		1:53.832	35.712	35.131	42.989	236.8	17:31:55.160
17		1:52.585	35.247	34.905	42.433	237.8	17:29:27.954	17		1:56.246	36.672	36.182	43.392	228.8	17:33:51.406
18		2:04.109 P	35.366	34.685	54.058	238.4	17:31:32.063	18		1:53.414	35.671	34.908	42.835	238.4	17:35:44.820
19								19		2:04.108 P	38.729	35.080	50.299	227.8	17:37:48.928



Alpine Mobility





Autodromo Int. do Algarve
Alpine Elf Cup Series
Free Practice - 2
Lap Analysis



36 Sami Dhahri Inter C **46** Clément Berlié NCC

JUN VPS RACING							CHA VPS RACING								
Lap	D	Time	Sector 1	Sector 2	Sector 3	T. Spd	Elapsed	Lap	D	Time	Sector 1	Sector 2	Sector 3	T. Spd	Elapsed
1		16:56:21.884	16:54:58.649	38.524	44.711		16:56:21.884	1		16:56:38.943	16:55:15.344	37.856	45.743		16:56:38.943
2		1:57.109	36.858	36.213	44.038	232.7	16:58:18.993	2		1:57.597	37.483	36.315	43.799	231.7	16:58:36.540
3		1:56.662	36.707		2:40.700	233.2	17:00:15.655	3		1:56.140	36.461	36.078	43.601	234.7	17:00:32.680
4		1:56.995	36.292	35.933	43.870	234.2	17:02:11.750	4		1:56.248	36.814	35.854	43.580	236.3	17:02:28.928
5		1:56.832	36.367	35.791	43.674	234.7	17:04:07.582	5		1:56.070	36.333	36.019	43.718	237.8	17:04:24.998
6		1:55.478	36.053	35.571	43.854	236.3	17:06:03.060	6		2:02.496 P	36.312	36.070	50.114	237.3	17:06:27.494
7		1:55.225	35.992	35.629	43.604	236.3	17:07:58.285	7		1:56.778	3:14.026	37.889	44.863		17:11:04.272
8		2:09.451 P	36.450	36.617	56.384	236.8	17:10:07.736	8		1:57.253	36.668	36.368	44.217	233.2	17:13:01.525
9		6:50.724	5:20.772	40.875	49.077		17:16:58.460	9		1:56.544	36.624	36.334	43.583	234.7	17:14:58.066
10		1:56.413	36.736	36.003	43.674	235.8	17:18:54.873	10		1:56.759	36.428	36.300	44.031	236.3	17:16:54.825
11		1:55.245	36.224	35.730	43.291	234.7	17:20:50.118	11		1:56.560	37.166	35.836	43.558	232.7	17:18:51.385
12		1:55.076	35.872	35.451	43.753	239.4	17:22:45.194	12		1:56.464	36.368	35.923	44.173	237.3	17:20:47.849
13		1:55.376	36.260	35.486	43.630	241.6	17:24:40.570	13		1:57.212	36.494	35.801	44.917	235.2	17:22:45.061
14		1:54.882	35.911	35.570	43.401	237.3	17:26:35.452	14		1:56.554	36.799	36.092	43.663	240.5	17:24:41.615
15		1:54.798	35.936	35.404	43.458	237.3	17:28:30.250	15		1:56.147	36.002	36.187	43.958	238.4	17:26:37.762
16		1:58.444	37.084	36.657	44.703	238.4	17:30:28.694	16		2:16.834 P	36.268	35.743	1:04.823	242.1	17:28:54.596
17		2:07.547 P	36.220	40.228	51.099	235.8	17:32:36.241	17		5:21.546	4:00.675	36.526	44.345		17:34:16.142
18								18		2:03.692 P	36.486	36.094	51.112	234.2	17:36:19.834

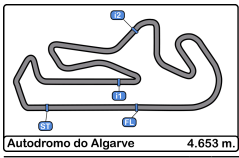
38 Charles Roussanne Inter D **63** Pierre-Laurent Figuiere Inter C

JUN VPS RACING							CHA CHAZEL TECHNOLOGIE									
Lap	D	Time	Sector 1	Sector 2	Sector 3	T. Spd	Elapsed	Lap	D	Time	Sector 1	Sector 2	Sector 3	T. Spd	Elapsed	
1		16:57:34.403	16:56:13.587	37.248	43.568		16:57:34.403	1		16:56:16.939	16:54:52.643	38.935	45.361		16:56:16.939	
2		1:54.874	36.066	35.572	43.236	234.2	16:59:29.277	2		1:57.208	37.291	36.085	43.832	234.2	16:58:14.147	
3		1:54.398	36.172	35.374	42.852	234.7	17:01:23.675	3		1:55.686	36.367	35.829	43.490	236.3	17:00:09.833	
4		1:54.537	35.960	35.565	43.012	237.3	17:03:18.212	4		1:56.003	36.450	35.798	43.755	236.8	17:02:05.836	
5		1:53.731	35.747	35.053	42.931	237.8	17:05:11.943	5		1:55.638	36.046	35.737	43.855	236.8	17:04:01.474	
6		1:53.787	35.587	35.116	43.084	238.4	17:07:05.730	6		1:55.451	36.167	35.759	43.525	238.4	17:05:56.925	
7		2:01.936 P	35.722	35.194	51.020	238.9	17:09:07.666	7		2:06.123 P	36.113	35.926	54.084	238.4	17:08:03.048	
8		4:15.579	2:53.950	36.710	44.919		17:13:23.245	8		6:02.885	4:41.590	36.509	44.786		17:14:05.933	
9		1:53.428	35.616	35.154	42.658	238.4	17:15:16.673	9		1:57.393	36.637	36.347	44.409	235.8	17:16:03.326	
10		1:53.289	35.397	35.069	42.823	240.5	17:17:09.962	10		1:57.082	36.844	36.095	44.143	234.2	17:18:00.408	
11		1:53.195	35.597	34.975	42.623	238.9	17:19:03.157	11		1:56.204	36.363	35.968	43.963	236.3	17:19:56.702	
12		1:53.308	35.491	34.940	42.877	238.4	17:20:56.465	12		1:56.007	37.651	37.805	53.551	235.8	17:22:05.709	
13		1:53.430	35.460	34.872	42.798	238.4	17:22:49.595	13		2:00.007	2:22.394	36.857	44.485		17:25:49.445	
14		1:53.733	35.560	35.020	43.153	242.6	17:24:43.328	14		2:03.736	1:58.478	36.463	35.710	46.305	235.2	17:27:47.923
15		1:53.918	35.593	35.240	43.085	241.0	17:26:37.246	15		1:55.658	36.242	35.669	43.747	236.8	17:29:43.581	
16		1:53.746	35.681	34.999	43.066	240.5	17:28:30.992	16		1:56.385	36.057	35.620	43.708	236.8	17:31:38.966	
17		1:57.104	35.649	35.103	46.352	243.2	17:30:28.096	17		1:58.455	37.740	36.070	44.645	236.8	17:33:37.421	
18		1:59.987	40.791	36.040	43.156	202.2	17:32:28.083	18		1:58.455	37.740	36.070	44.645	236.8	17:33:37.421	
19		1:53.657	35.548	35.198	42.911	242.6	17:34:21.740	19		2:14.662 P	36.359	39.384	58.919	235.8	17:35:52.083	
20		2:03.685 P	36.374	35.219	52.092	239.4	17:36:25.425									



Alpine Mobility





Autodromo Int. do Algarve
Alpine Elf Cup Series
Free Practice - 2
Lap Analysis



72 Enzo Carvalho Inter C **77** Alain Jacono NCC

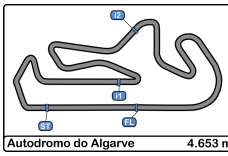
SPORT AUTO RACING							GEN					CHAZEL TECHNOLOGIE			
Lap	D	Time	Sector 1	Sector 2	Sector 3	T. Spd	Elapsed	Lap	D	Time	Sector 1	Sector 2	Sector 3	T. Spd	Elapsed
1		16:56:05.874	16:54:44.878	37.165	43.831		16:56:05.874	1		16:56:38.044	16:55:09.174	41.276	48.464		16:56:38.914
2		1:54.863	36.105	35.505	43.253	235.2	16:58:00.737	2		2:01.505	39.528	36.980	44.997	217.3	16:58:40.419
3		1:54.666	36.136	35.381	43.149	233.2	16:59:55.403	3		1:58.153	37.685	36.682	43.786	234.7	17:00:38.572
4		1:54.344	35.943	35.222	43.149	233.2	17:01:49.717	4		2:05.123	36.982	35.973	52.168	237.8	17:02:43.695
5		1:55.243	36.142	35.896	43.205	234.7	17:03:44.960	5		1:58.292	38.223	35.993	44.076	215.1	17:04:41.987
6		1:53.927	35.779	35.155	42.993	237.8	17:05:38.887	6		2:17.801 P	37.550	39.923	1:00.328	235.2	17:06:59.788
7		1:55.135	36.118	35.713	43.304	238.4	17:07:34.022	7		5:10.756	3:49.275	37.081	44.400		17:12:10.544
8		2:03.808 P	36.090	35.731	51.987	236.3	17:09:37.830	8		1:58.561	37.490	36.433	44.638	230.7	17:14:09.105
9		4:10.277	2:51.005	35.782	43.490		17:13:48.107	9		1:58.720	37.652	36.566	44.502	234.2	17:16:07.825
10		1:54.573	35.991	35.331	43.251	235.8	17:15:42.680	10		1:58.586	36.923	36.471	45.192	231.2	17:18:06.411
11		1:54.612	35.939	35.441	43.232	233.7	17:17:37.292	11		1:57.306	36.826	36.367	44.113	232.2	17:20:03.717
12		2:07.754 P	36.725	38.781	52.248	234.7	17:19:45.046	12		1:57.092	36.985	36.145	43.962	232.2	17:22:00.809
13		11:14.329	9:52.542	36.562	45.225		17:30:59.375	13		1:58.428	38.446	35.992	43.990	231.7	17:23:59.237
14		1:55.203	36.222	35.775	43.296	233.7	17:32:54.668	14		1:56.261	36.590	35.928	43.743	234.7	17:25:55.498
15		1:54.909	36.214	35.398	43.297	235.2	17:34:49.577	15		2:09.456	36.430	48.648	44.378	234.7	17:28:04.954
16		2:43.749 P	47.081	50.031	1:06.637	192.1	17:37:33.326	16		2:00.836	36.816	37.885	46.135	233.7	17:30:05.790
17								17		1:57.932	37.000	36.696	44.236	237.8	17:32:03.722
18								18		1:59.716	36.928	36.489	46.299	233.2	17:34:03.438
19								19		2:09.265 P	37.067	36.280	55.918	234.7	17:36:12.703

76 Pierre Sancinena Inter C

PRO RACE CARS CONSULTING

Lap	D	Time	Sector 1	Sector 2	Sector 3	T. Spd	Elapsed	85 Thibaut Bossy Inter C							
								CHA			HERRERO RACING				
Lap	D	Time	Sector 1	Sector 2	Sector 3	T. Spd	Elapsed	Lap	D	Time	Sector 1	Sector 2	Sector 3	T. Spd	Elapsed
1		16:56:09.232	16:54:48.232	37.279	43.721		16:56:09.232	1		16:56:13.050	16:54:52.768	36.782	43.500		16:56:13.050
2		1:54.209	35.975	35.492	42.742	234.2	16:58:03.441	2		1:54.499	36.244	35.305	42.950	237.3	16:58:07.549
3		1:53.447	35.612	35.220	42.615	235.2	16:59:56.888	3		1:53.544	35.646	35.187	42.711	236.8	17:00:01.093
4		1:53.360	35.628	35.020	42.712	237.3	17:01:50.248	4		1:53.417	35.436	34.911	43.070	240.5	17:01:54.510
5		1:53.670	35.674	35.167	42.829	242.1	17:03:43.918	5		1:54.595	35.955	35.499	43.141	236.3	17:03:49.105
6		1:53.430	35.577	35.096	42.766	238.9	17:05:37.357	6		1:54.133	35.722	35.068	43.343	238.4	17:05:43.238
7		1:53.683	35.643	35.068	42.972	239.4	17:07:31.040	7		2:02.943 P	35.771	35.310	51.862	237.3	17:07:46.181
8		1:54.041	35.804	35.277	42.960	235.8	17:09:25.081	8		12:02.015	10:27.873	47.754	46.388		17:19:48.196
9		1:53.960	35.887	35.178	42.895	236.8	17:11:19.041	9		1:54.435	36.039	35.235	43.161	234.2	17:21:42.631
10		1:53.904	35.712	35.315	42.877	237.3	17:13:12.945	10		1:54.654	35.908	35.524	43.222	234.7	17:23:37.285
11		2:02.861 P	35.703	35.292	51.866	237.8	17:15:15.806	11		1:53.749	35.639	34.959	43.121	237.3	17:25:31.004
12		6:12.236	4:51.261	37.176	43.799		17:21:28.042	12		1:53.834	35.666	35.151	43.017	237.3	17:27:24.838
13		1:55.028	36.077	35.550	43.401	232.2	17:23:23.070	13		2:04.284	38.497	42.588	43.199	236.8	17:29:29.122
14		1:53.681	36.001	35.130	42.550	232.2	17:25:16.751	14		1:54.035	35.727	35.079	43.229	240.0	17:31:23.157
15		1:53.375	35.516	35.128	42.731	236.3	17:27:10.126	15		1:57.877	38.042	36.503	43.332	235.8	17:33:21.034
16		1:53.214	35.404	35.008	42.802	236.3	17:29:03.340	16		1:53.585	35.626	34.992	42.967	235.8	17:35:14.619
17		1:56.404	36.077	35.514	44.900	235.8	17:30:59.831	17		2:21.408 P	37.460	42.258	1:01.690	237.3	17:37:36.027
18		2:15.941 P	38.125	39.497	58.319	205.3	17:33:15.772								





Autodromo Int. do Algarve
Alpine Elf Cup Series
Free Practice - 2
Lap Analysis



88 Tom Verdier Inter C 128 Mattéo Nombrot Inter C

JUN CHAZEL TECHNOLOGIE							JUN CHAZEL TECHNOLOGIE								
Lap	D	Time	Sector 1	Sector 2	Sector 3	T. Spd	Elapsed	Lap	D	Time	Sector 1	Sector 2	Sector 3	T. Spd	Elapsed
1		16:56:35.458	16:55:07.682	41.949	45.827		16:56:35.458	1		16:56:53.697	16:55:05.946	51.604	56.147		16:56:53.697
2		1:55.631	36.550	35.913	43.168	236.8	16:58:31.089	2		2:39.359	53.290	51.777	54.292	130.4	16:59:33.056
3		1:54.131	35.817	35.532	42.782	234.7	17:00:25.220	3		2:12.659	41.750	45.360	45.549	202.6	17:01:45.715
4		1:53.739	35.651	35.390	42.698	238.4	17:02:18.959	4		1:54.620	36.187	35.456	42.977	234.7	17:03:40.335
5		1:53.558	35.377	35.257	42.924	240.0	17:04:12.517	5		1:55.224	36.253	35.884	43.084	236.8	17:05:35.556
6		1:54.856	35.578	35.979	43.299	237.8	17:06:07.373	6		2:08.782	37.828	39.294	51.660	235.2	17:07:44.338
7		1:53.453	35.647	34.931	42.875	238.9	17:08:00.826	7		1:57.193	36.508	36.367	44.318	233.7	17:09:41.531
8		1:53.997	35.625	35.072	43.300	238.9	17:09:54.823	8		2:03.615 P	36.283	35.922	51.410	234.2	17:11:45.146
9		1:54.034	35.759	35.105	43.170	236.8	17:11:48.857	9		4:58.655	3:24.285	47.400	46.970		17:16:43.801
10		2:02.203 P	35.908	35.485	50.810	236.8	17:13:51.060	10		1:55.177	36.249	35.863	43.065	232.7	17:18:38.978
11		4:21.805	3:02.743	35.727	43.335		17:18:12.865	11		1:54.899	36.222	35.588	43.089	234.7	17:20:33.877
12		1:54.765	36.035	35.537	43.193	236.3	17:20:07.630	12		1:53.762	35.716	35.320	42.726	237.3	17:22:27.639
13		1:53.804	35.710	35.194	42.900	238.4	17:22:01.434	13		2:08.019	35.882	36.932	55.205	238.4	17:24:35.658
14		1:54.177	35.941	35.224	43.012	240.0	17:23:55.611	14		1:57.522	38.724	35.524	43.274	239.4	17:26:33.180
15		1:56.669	35.889	35.939	44.841	237.8	17:25:52.280	15		1:55.089	36.280	35.326	43.483	237.3	17:28:28.269
16		1:53.712	35.577	35.129	43.006	238.9	17:27:45.992	16		1:55.722	35.908	36.225	43.589	238.9	17:30:23.991
17		1:54.412	35.845	35.071	43.496	237.3	17:29:40.404	17		1:56.780	36.793	36.242	43.745	233.2	17:32:20.771
18		1:54.154	35.881	35.176	43.097	236.8	17:31:34.558	18		2:17.440 P	36.116	35.872	1:05.452	235.2	17:34:38.211
19		2:15.581 P	38.485	39.707	57.389	238.4	17:33:50.139								

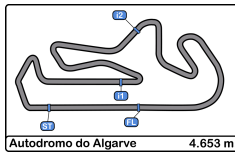
123 Frédéric De Brabant Inter C 136 Enzo Geraci Inter C

GEN CHAZEL TECHNOLOGIE							JUN CHAZEL TECHNOLOGIE								
Lap	D	Time	Sector 1	Sector 2	Sector 3	T. Spd	Elapsed	Lap	D	Time	Sector 1	Sector 2	Sector 3	T. Spd	Elapsed
1		16:56:54.090	16:55:16.651	45.968	51.471		16:56:54.090	1		16:56:02.975	16:54:43.156	36.555	43.264		16:56:02.975
2		2:06.722	41.869	38.858	45.995	180.0	16:59:00.812	2		1:54.749	36.197	35.957	42.595	234.7	16:57:57.724
3		1:56.972	36.971	36.345	43.656	230.2	17:00:57.784	3		1:53.463	35.579	35.297	42.587	240.0	16:59:51.187
4		2:00.297	36.719	38.933	44.645	232.2	17:02:58.081	4		1:52.972	35.476	34.939	42.557	240.0	17:01:44.159
5		1:56.016	36.478	35.785	43.753	231.7	17:04:54.097	5		1:53.281	35.602	35.097	42.582	241.6	17:03:37.440
6		1:56.302	36.433	36.144	43.725	233.2	17:06:50.399	6		1:53.912	35.671	35.090	43.151	237.8	17:05:31.352
7		1:55.971	36.294	36.057	43.620	231.7	17:08:46.370	7		1:54.472	36.184	35.323	42.965	235.8	17:07:25.824
8		1:55.819	36.279	35.955	43.585	232.7	17:10:42.189	8		1:53.956	35.625	35.235	43.096	240.5	17:09:19.780
9		1:55.695	36.168	35.832	43.695	232.7	17:12:37.884	9		1:53.561	35.713	35.164	42.684	240.5	17:11:13.341
10		1:58.182	36.266	36.660	45.256	232.2	17:14:36.066	10		1:53.417	35.437	35.319	42.661	242.1	17:13:06.758
11		2:06.433 P	36.678	36.486	53.269	232.2	17:16:42.499	11		1:53.606	35.489	35.459	42.658	242.6	17:15:00.364
12		6:05.628	4:44.480	36.910	44.238		17:22:48.127	12		1:54.884	35.477	35.765	43.642	243.2	17:16:55.248
13		1:59.308	36.915	36.812	45.581	231.7	17:24:47.435	13		1:54.307	36.116	35.288	42.903	240.0	17:18:49.555
14		1:56.660	36.528	36.085	44.047	234.7	17:26:44.095	14		1:54.143	35.667	35.484	42.992	242.1	17:20:43.698
15		1:56.763	36.566	36.002	44.195	232.2	17:28:40.858	15		1:54.349	35.910	35.494	42.945	237.3	17:22:38.047
16		1:56.242	36.890	35.774	43.578	232.2	17:30:37.100	16		1:54.556	35.869	35.543	43.144	237.3	17:24:32.603
17		1:56.780	36.856	36.044	43.880	234.2	17:32:33.880	17		2:05.642 P	35.700	35.794	54.148	238.4	17:26:38.245
18		1:56.554	36.588	35.849	44.117	233.2	17:34:30.434								
19		2:32.113 P	44.142	44.983	1:02.988	217.3	17:37:02.547								



Alpine Mobility





Autodromo Int. do Algarve
Alpine Elf Cup Series
Free Practice - 2
Lap Analysis



172

Philippe Loriquer

NCC

GEN

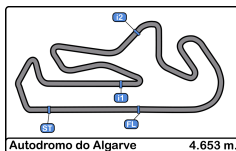
HAZEL TECHNOLOGIE

Lap	D	Time	Sector 1	Sector 2	Sector 3	T. Spd	Elapsed
1		16:56:41.578	16:55:16.079	39.794	45.705		16:56:41.578
2		1:59.063	37.372	36.939	44.752	238.9	16:58:40.641
3		1:57.281	37.304	36.202	43.775	240.5	17:00:37.922
4		1:57.056	36.911	36.369	43.776	234.2	17:02:34.978
5		1:57.906	37.558	36.410	43.938	223.6	17:04:32.884
6		1:56.266	36.614	35.900	43.752	235.8	17:06:29.150
7		1:55.827	36.395	35.913	43.519	234.7	17:08:24.977
8		1:55.498	36.339	35.811	43.348	235.8	17:10:20.475
9		1:55.551	36.397	35.876	43.278	235.8	17:12:16.026
10		2:14.655 P	37.684	40.985	55.986	236.3	17:14:30.681
11		4:39.769	3:19.052	36.662	44.055		17:19:10.450
12		1:56.201	36.830	35.795	43.576	235.2	17:21:06.651
13		1:55.532	36.265	35.852	43.415	235.8	17:23:02.183
14		1:55.606	36.501	35.866	43.239	234.2	17:24:57.789
15		1:55.122	36.176	35.676	43.270	237.3	17:26:52.911
16		2:04.594	40.145	39.400	45.049	237.8	17:28:57.505
17		2:15.812 P	37.454	42.156	56.202	235.8	17:31:13.317



Alpine Mobility





Autodromo Int. do Algarve
Alpine Elf Cup Series
Free Practice - 2
Best Sectors Results



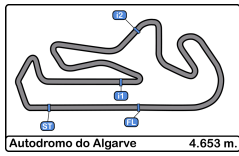
Autodromo do Algarve 4.653 m.

Sector - 1			Sector - 2			Sector - 3			Ideal Lap vs Best Lap						
Clas	Nº	Driver	Time	Nº	Driver	Time	Nº	Driver	Time	Clas	Nº	Driver	Ideal Lap	Best Lap	Clas
1	4	Léo Jousset	35.247	4	Léo Jousset	34.685	4	Léo Jousset	42.433	1	4	Léo Jousset	1:52.365	1:52.848	2
2	88	Tom Verdier	35.377	16	Gaspard Simon	34.772	76	Pierre Sancinena	42.550	2	16	Gaspard Simon	1:52.795	1:52.805	1
3	38	Charles Roussanne	35.397	38	Charles Roussanne	34.872	136	Enzo Geraci	42.557	3	38	Charles Roussanne	1:52.892	1:53.195	4
4	76	Pierre Sancinena	35.404	8	Lukas Papin	34.908	16	Gaspard Simon	42.571	4	136	Enzo Geraci	1:52.933	1:52.972	3
5	85	Thibaut Bossy	35.436	85	Thibaut Bossy	34.911	38	Charles Roussanne	42.623	5	76	Pierre Sancinena	1:52.962	1:53.214	5
6	13	Enzo Geraci	35.437	88	Tom Verdier	34.931	2	Florian Coruble	42.649	6	88	Tom Verdier	1:53.006	1:53.453	8
7	16	Gaspard Simon	35.452	136	Enzo Geraci	34.939	88	Tom Verdier	42.698	7	85	Thibaut Bossy	1:53.058	1:53.417	7
8	8	Lukas Papin	35.502	76	Pierre Sancinena	35.008	8	Lukas Papin	42.710	8	8	Lukas Papin	1:53.120	1:53.414	6
9	2	Florian Coruble	35.527	26	Sandro Perissoutti	35.154	85	Thibaut Bossy	42.711	9	2	Florian Coruble	1:53.431	1:53.640	9
10	26	Sandro Perissoutti	35.545	72	Enzo Carvalho	35.155	128	Mattéo Nomblot	42.726	10	26	Sandro Perissoutti	1:53.506	1:53.691	10
11	5	Anthony Jurado	35.672	9	Philippe Bourgois	35.243	26	Sandro Perissoutti	42.807	11	128	Mattéo Nomblot	1:53.762	1:53.762	11
12	12	Mattéo Nomblot	35.716	2	Florian Coruble	35.255	9	Philippe Bourgois	42.929	12	72	Enzo Carvalho	1:53.927	1:54.573	13
13	72	Enzo Carvalho	35.779	128	Mattéo Nomblot	35.320	72	Enzo Carvalho	42.993	13	9	Philippe Bourgois	1:54.020	1:54.503	12
14	9	Philippe Bourgois	35.848	36	Sami Dhahri	35.404	5	Anthony Jurado	43.043	14	5	Anthony Jurado	1:54.277	1:55.205	15
15	36	Sami Dhahri	35.872	5	Anthony Jurado	35.562	172	Philippe Loriquer	43.239	15	36	Sami Dhahri	1:54.567	1:54.798	14
16	23	Laurent Richard	35.994	63	Pierre-Laurent Figuiere	35.620	36	Sami Dhahri	43.291	16	172	Philippe Loriquer	1:55.091	1:55.498	17
17	46	Clément Berlié	36.002	172	Philippe Loriquer	35.676	63	Pierre-Laurent Figuiere	43.490	17	63	Pierre-Laurent Figuiere	1:55.156	1:55.451	16
18	63	Pierre-Laurent Figuiere	36.046	46	Clément Berlié	35.743	23	Laurent Richard	43.509	18	46	Clément Berlié	1:55.303	1:56.070	19
19	12	Frédéric De Brabant	36.168	123	Frédéric De Brabant	35.774	46	Clément Berlié	43.558	19	23	Laurent Richard	1:55.329	1:56.103	20
20	17	Philippe Loriquer	36.176	23	Laurent Richard	35.826	123	Frédéric De Brabant	43.578	20	123	Frédéric De Brabant	1:55.520	1:55.819	18
21	77	Alain Jacono	36.430	77	Alain Jacono	35.928	77	Alain Jacono	43.743	21	77	Alain Jacono	1:56.101	1:56.261	21



Alpine Mobility



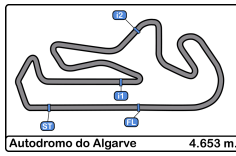


Autodromo Int. do Algarve
Alpine Elf Cup Series
Free Practice - 2
Best 5 Lap Times



Cls	N° Driver	Nat	Cat	Cls	Team	Nat	Level	Best 1		Best 2		Best 3		Best 4		Best 5	
								Time	Lap	Time	Lap	Time	Lap	Time	Lap	Time	Lap
1	16 Gaspard Simon	FRA	JUN	1	SCHUMACHER CLRT	FRA	Inter C	1:52.805	16	1:53.211	15	1:53.263	18	1:53.617	13	1:53.833	6
2	4 Léo Jousset	FRA	JUN	2	RACE CARS	FRA	Inter C	1:52.848	6	1:53.225	4	1:53.268	16	1:53.307	3	1:53.339	10
3	136 Enzo Geraci	FRA	JUN	3	CHAZEL TECHNOLOGIE	FRA	Inter C	1:52.972	4	1:53.281	5	1:53.417	10	1:53.463	3	1:53.561	9
4	38 Charles Roussanne	FRA	JUN	4	VPS RACING	FRA	Inter D	1:53.195	11	1:53.289	10	1:53.428	9	1:53.657	19	1:53.731	5
5	76 Pierre Sancinena	FRA	PRO	1	RACE CARS	FRA	Inter C	1:53.214	16	1:53.375	15	1:53.447	3	1:53.670	5	1:53.681	14
6	8 Lukas Papin	FRA	JUN	5	SCHUMACHER CLRT	FRA	Inter D	1:53.414	18	1:53.640	12	1:53.645	15	1:53.832	16	1:53.967	14
7	85 Thibaut Bossy	FRA	CHA	1	HERRERO RACING	FRA	Inter C	1:53.417	4	1:53.544	3	1:53.585	16	1:53.834	12	1:54.035	14
8	88 Tom Verdier	FRA	JUN	6	CHAZEL TECHNOLOGIE	FRA	Inter C	1:53.453	7	1:53.558	5	1:53.712	16	1:53.739	4	1:53.804	13
9	2 Florian Coruble	FRA	CHA	2	CHAZEL TECHNOLOGIE	FRA	Inter C	1:53.640	9	1:53.645	8	1:53.663	7	1:53.829	6	1:53.892	15
10	26 Sandro Perissoutti	FRA	CHA	3	CODE RACING	FRA	NCC	1:53.691	13	1:53.837	11	1:53.862	14	1:53.911	12	1:54.315	5
11	128 Mattéo Nomblot	FRA	JUN	7	CHAZEL TECHNOLOGIE	FRA	Inter C	1:53.762	12	1:54.620	4	1:54.899	11	1:55.177	10	1:55.722	16
12	9 Philippe Bourgois	BEL	GEN	1	RACE CARS	BEL	Inter C	1:54.503	16	1:54.858	11	1:55.054	3	1:55.075	4	1:55.232	17
13	72 Enzo Carvalho	FRA	JUN	8	SPORT AUTO RACING	FRA	Inter C	1:54.573	10	1:54.612	11	1:54.909	15	1:55.135	7	2:03.808	8
14	36 Sami Dhahri	FRA	JUN	9	VPS RACING	FRA	Inter C	1:54.798	15	1:54.882	14	1:55.225	7	1:55.478	6	1:56.413	10
15	5 Anthony Jurado	FRA	PRO	2	CODE RACING	FRA	NCC	1:55.205	6	1:55.288	11	1:55.501	12	1:55.532	7	1:56.176	10
16	63 Pierre-Laurent Figuiere	FRA	CHA	4	CHAZEL TECHNOLOGIE	FRA	Inter C	1:55.451	6	1:55.658	15	1:55.686	3	1:57.082	10	1:57.208	2
17	172 Philippe Loriquer	FRA	GEN	2	CHAZEL TECHNOLOGIE	FRA	NCC	1:55.498	8	1:55.532	13	1:55.551	9	1:55.606	14	1:55.827	7
18	123 Frédéric De Brabant	FRA	GEN	3	CHAZEL TECHNOLOGIE	FRA	NCC	1:55.819	8	1:55.971	7	1:56.016	5	1:56.242	16	1:56.302	6
19	46 Clément Berlié	FRA	CHA	5	VPS RACING	FRA	NCC	1:56.070	5	1:56.140	3	1:56.147	15	1:56.248	4	1:56.554	14
20	23 Laurent Richard	FRA	GEN	4	HERRERO RACING	FRA	Inter C	1:56.103	10	1:56.457	15	1:56.757	13	2:05.070	14	2:06.898	11
21	77 Alain Jacono	FRA	GEN	5	CHAZEL TECHNOLOGIE	FRA	NCC	1:56.261	14	1:57.092	12	1:57.306	11	1:57.932	17	1:58.153	3



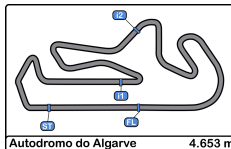


Autodromo Int. do Algarve
Alpine Elf Cup Series
Free Practice - 2
Best 5 Top Speeds



Clas	Nº	Driver	Nat	Cat	Cls	Team	Nat	Level	Top 1		Top 2		Top 3		Top 4		Top 5		Avg
									Km/h	Lap	Km/h	Lap	Km/h	Lap	Km/h	Lap	Km/h	Lap	
1	5	Anthony Jurado		PRO	1	CODE RACING		NCC	246.0	17	241.6	14	240.5	5	240.0	11	238.9	6	241.4
2	9	Philippe Bourgois		GEN	1	RACE CARS		Inter C	243.7	6	240.5	5	240.0	15	238.9	2	238.9	17	240.4
3	38	Charles Roussanne		JUN	1	VPS RACING		Inter D	243.2	17	242.6	14	242.6	19	241.0	15	240.5	10	242.0
4	136	Enzo Geraci		JUN	2	HAZEL TECHNOLOGIE		Inter C	243.2	12	242.6	11	242.1	10	242.1	14	241.6	5	242.3
5	4	Léo Jousset		JUN	3	RACE CARS		Inter C	242.1	6	242.1	12	240.0	11	239.4	9	239.4	10	240.6
6	46	Clément Berlié		CHA	1	VPS RACING		NCC	242.1	16	240.5	14	238.4	15	237.8	5	237.3	6	239.2
7	76	Pierre Sancinena		PRO	2	RACE CARS		Inter C	242.1	5	239.4	7	238.9	6	237.8	11	237.3	4	239.1
8	36	Sami Dhahri		JUN	4	VPS RACING		Inter C	241.6	13	239.4	12	238.4	16	237.3	14	237.3	15	238.8
9	2	Florian Coruble		CHA	2	HAZEL TECHNOLOGIE		Inter C	241.0	18	240.0	10	240.0	16	239.4	9	239.4	15	240.0
10	85	Thibaut Bossy		CHA	3	HERRERO RACING		Inter C	240.5	4	240.0	14	238.4	6	237.3	2	237.3	7	238.7
11	172	Philippe Loriger		GEN	2	HAZEL TECHNOLOGIE		NCC	240.5	3	238.9	2	237.8	16	237.3	15	236.3	10	238.2
12	88	Tom Verdier		JUN	5	HAZEL TECHNOLOGIE		Inter C	240.0	5	240.0	14	238.9	7	238.9	8	238.9	16	239.3
13	8	Lukas Papin		JUN	6	SCHUMACHER CLRT		Inter D	239.4	12	238.9	15	238.4	8	238.4	18	236.8	11	238.4
14	16	Gaspard Simon		JUN	7	SCHUMACHER CLRT		Inter C	239.4	18	238.9	8	238.9	17	238.4	15	237.8	6	238.7
15	26	Sandro Perissoutti		CHA	4	CODE RACING		NCC	239.4	11	239.4	18	238.9	4	238.9	14	238.4	15	239.0
16	128	Mattéo Nomblot		JUN	8	HAZEL TECHNOLOGIE		Inter C	239.4	14	238.9	16	238.4	13	237.3	12	237.3	15	238.3
17	23	Laurent Richard		GEN	3	HERRERO RACING		Inter C	238.9	15	238.4	11	237.3	7	237.3	10	237.3	13	237.8
18	63	Pierre-Laurent Figuiere		CHA	5	HAZEL TECHNOLOGIE		Inter C	238.4	6	238.4	7	236.8	4	236.8	5	236.8	15	237.4
19	72	Enzo Carvalhido		JUN	9	SPORT AUTO RACING		Inter C	238.4	7	237.8	6	236.3	8	235.8	10	235.2	2	236.7
20	77	Alain Jacono		GEN	4	HAZEL TECHNOLOGIE		NCC	237.8	4	237.8	17	235.2	6	234.7	3	234.7	14	236.1
21	123	Frédéric De Brabant		GEN	5	HAZEL TECHNOLOGIE		NCC	234.7	14	234.2	17	233.2	6	233.2	18	232.7	8	233.6





Autodromo do Algarve 4.653 m.

Autodromo Int. do Algarve
Alpine Elf Cup Series
Free Practice - 2
Fastest Laps Sequence



Lap	Time of Day	Session Time	Nº	Driver	Nat	Cat	Team	Nat	Level	Time	Km/h
2	16:57:57.724	5:57.724	136	Enzo Geraci		JUN	HAZEL TECHNOLOGIE		Inter C	1:54.749	145.9
2	16:58:07.549	6:07.549	85	Thibaut Bossy		CHA	HERRERO RACING		Inter C	1:54.499	146.2
3	16:59:50.221	7:50.221	4	Léo Jousset		JUN	RACE CARS		Inter C	1:53.307	147.8
4	17:01:43.446	9:43.446	4	Léo Jousset		JUN	RACE CARS		Inter C	1:53.225	147.9
4	17:01:44.159	9:44.159	136	Enzo Geraci		JUN	HAZEL TECHNOLOGIE		Inter C	1:52.972	148.2
6	17:05:31.386	13:31.386	4	Léo Jousset		JUN	RACE CARS		Inter C	1:52.848	148.4
16	17:31:45.166	39:45.166	16	Gaspard Simon		JUN	SCHUMACHER CLRT		Inter C	1:52.805	148.4



Alpine Mobility





Autodromo do Algarve 4.653 m.

Autodromo Int. do Algarve
Alpine Elf Cup Series
Free Practice - 2
Event Best Maximum Speed

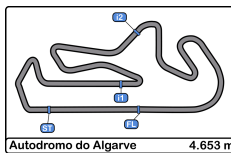


Nº	Driver	Nat	Cat	Clas	Team	Nat	Level	Km/h	Session
5	Anthony Jurado		PRO	1	CODE RACING		NCC	246.0	Free Practice - 2
9	Philippe Bourgois		GEN	1	RACE CARS		Inter C	243.7	Free Practice - 2
136	Enzo Geraci		JUN	1	HAZEL TECHNOLOGIE		Inter C	243.2	Free Practice - 2
38	Charles Roussanne		JUN	2	VPS RACING		Inter D	243.2	Free Practice - 2
76	Pierre Sancinena		PRO	2	RACE CARS		Inter C	242.1	Free Practice - 2
4	Léo Jousset		JUN	3	RACE CARS		Inter C	242.1	Free Practice - 2
46	Clément Berlié		CHA	1	VPS RACING		NCC	242.1	Free Practice - 2
36	Sami Dhahri		JUN	4	VPS RACING		Inter C	241.6	Free Practice - 2
2	Florian Coruble		CHA	2	HAZEL TECHNOLOGIE		Inter C	241.0	Free Practice - 2
172	Philippe Lorique		GEN	2	HAZEL TECHNOLOGIE		NCC	240.5	Free Practice - 2
85	Thibaut Bossy		CHA	3	HERRERO RACING		Inter C	240.5	Free Practice - 2
88	Tom Verdier		JUN	5	HAZEL TECHNOLOGIE		Inter C	240.0	Free Practice - 2
8	Lukas Papin		JUN	6	SCHUMACHER CLRT		Inter D	239.4	Free Practice - 2
128	Mattéo Nombrot		JUN	7	HAZEL TECHNOLOGIE		Inter C	239.4	Free Practice - 2
26	Sandro Perissoutti		CHA	4	CODE RACING		NCC	239.4	Free Practice - 2
16	Gaspard Simon		JUN	8	SCHUMACHER CLRT		Inter C	239.4	Free Practice - 2
23	Laurent Richard		GEN	3	HERRERO RACING		Inter C	238.9	Free Practice - 2
72	Enzo Carvalhido		JUN	9	SPORT AUTO RACING		Inter C	238.4	Free Practice - 2
63	Pierre-Laurent Figuiere		CHA	5	HAZEL TECHNOLOGIE		Inter C	238.4	Free Practice - 2
77	Alain Jacono		GEN	4	HAZEL TECHNOLOGIE		NCC	237.8	Free Practice - 2
123	Frédéric De Brabant		GEN	5	HAZEL TECHNOLOGIE		NCC	234.7	Free Practice - 2



Alpine Mobility





Autodromo Int. do Algarve
Alpine Elf Cup Series
Free Practice - 2
Pit Stop Analysis



2 Florian Coruble Inter C

CHA CHAZEL TECHNOLOGIE COURSE JU

Nº	In Day Time	In Time	Out Time	Pit Time	T. Pit Time	Handicap	Diff.
1	17:15:54.793	17:15:54.793	17:18:49.276	2:54.483	2:54.483		

4 Léo Jousset Inter C

JUN RACE CARS CONSULTING

Nº	In Day Time	In Time	Out Time	Pit Time	T. Pit Time	Handicap	Diff.
1	17:20:47.444	17:20:47.444	17:23:45.470	2:58.026	2:58.026		

5 Anthony Jurado NCC

PRO CODE RACING DEVELOPMENT

Nº	In Day Time	In Time	Out Time	Pit Time	T. Pit Time	Handicap	Diff.
1	17:10:31.427	17:10:31.427	17:14:34.251	4:02.824	4:02.824		

8 Lukas Papin Inter D

JUN SCHUMACHER CLRT

Nº	In Day Time	In Time	Out Time	Pit Time	T. Pit Time	Handicap	Diff.
1	17:10:52.981	17:10:52.981	17:16:31.633	5:38.652	5:38.652		

9 Philippe Bourgois Inter C

GEN RACE CARS CONSULTING

Nº	In Day Time	In Time	Out Time	Pit Time	T. Pit Time	Handicap	Diff.
1	17:07:47.414	17:07:47.414	17:12:06.117	4:18.703	4:18.703		
2	17:21:51.722	17:21:51.722	17:24:18.690	2:26.968	6:45.671		

16 Gaspard Simon Inter C

JUN SCHUMACHER CLRT

Nº	In Day Time	In Time	Out Time	Pit Time	T. Pit Time	Handicap	Diff.
1	17:12:42.354	17:12:42.354	17:15:45.143	3:02.789	3:02.789		
2	17:19:36.490	17:19:36.490	17:22:05.986	2:29.496	5:32.285		

23 Laurent Richard Inter C

GEN HERRERO RACING

Nº	In Day Time	In Time	Out Time	Pit Time	T. Pit Time	Handicap	Diff.
1	17:08:00.670	17:08:00.670	17:11:58.850	3:58.180	3:58.180		
2	17:20:08.835	17:20:08.835	17:22:37.820	2:28.985	6:27.165		

26 Sandro Perissoutti NCC

CHA CODE RACING DEVELOPMENT

Nº	In Day Time	In Time	Out Time	Pit Time	T. Pit Time	Handicap	Diff.
1	17:06:18.677	17:06:18.677	17:09:22.038	3:03.361	3:03.361		

36 Sami Dhahri Inter C

JUN VPS RACING

Nº	In Day Time	In Time	Out Time	Pit Time	T. Pit Time	Handicap	Diff.
1	17:10:02.582	17:10:02.582	17:14:47.919	4:45.337	4:45.337		

38 Charles Roussanne Inter D

JUN VPS RACING

Nº	In Day Time	In Time	Out Time	Pit Time	T. Pit Time	Handicap	Diff.
1	17:09:02.492	17:09:02.492	17:11:23.550	2:21.058	2:21.058		

46 Clément Berlié NCC

CHA VPS RACING

Nº	In Day Time	In Time	Out Time	Pit Time	T. Pit Time	Handicap	Diff.
1	17:06:22.674	17:06:22.674	17:09:01.029	2:38.355	2:38.355		
2	17:28:49.505	17:28:49.505	17:32:17.860	3:28.355	6:06.710		

63 Pierre-Laurent Figuiere Inter C

CHA CHAZEL TECHNOLOGIE COURSE

Nº	In Day Time	In Time	Out Time	Pit Time	T. Pit Time	Handicap	Diff.
1	17:07:57.065	17:07:57.065	17:12:09.929	4:12.864	4:12.864		
2	17:22:00.426	17:22:00.426	17:23:52.940	1:52.514	6:05.378		

72 Enzo Carvalhido Inter C

JUN SPORT AUTO RACING

Nº	In Day Time	In Time	Out Time	Pit Time	T. Pit Time	Handicap	Diff.
1	17:09:32.517	17:09:32.517	17:11:50.031	2:17.514	2:17.514		
2	17:19:39.874	17:19:39.874	17:29:00.872	9:20.998	11:38.512		

76 Pierre Sancinena Inter C

PRO RACE CARS CONSULTING

Nº	In Day Time	In Time	Out Time	Pit Time	T. Pit Time	Handicap	Diff.
1	17:15:10.595	17:15:10.595	17:19:29.754	4:19.159	4:19.159		

77 Alain Jacono NCC

GEN CHAZEL TECHNOLOGIE COURSE

Nº	In Day Time	In Time	Out Time	Pit Time	T. Pit Time	Handicap	Diff.
1	17:06:54.570	17:06:54.570	17:10:12.588	3:18.018	3:18.018		

85 Thibaut Bossy Inter C

CHA HERRERO RACING

Nº	In Day Time	In Time	Out Time	Pit Time	T. Pit Time	Handicap	Diff.
1	17:07:41.093	17:07:41.093	17:17:29.103	9:48.010	9:48.010		

88 Tom Verdier Inter C

JUN CHAZEL TECHNOLOGIE COURSE JU

Nº	In Day Time	In Time	Out Time	Pit Time	T. Pit Time	Handicap	Diff.
1	17:13:45.975	17:13:45.975	17:16:17.680	2:31.705	2:31.705		

123 Frédéric De Brabant NCC

GEN CHAZEL TECHNOLOGIE COURSE

Nº	In Day Time	In Time	Out Time	Pit Time	T. Pit Time	Handicap	Diff.
1	17:16:37.213	17:16:37.213	17:20:45.132	4:07.919	4:07.919		

128 Mattéo Nomblot Inter C

JUN CHAZEL TECHNOLOGIE COURSE JU

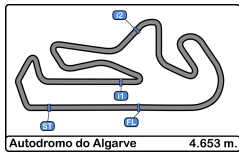
Nº	In Day Time	In Time	Out Time	Pit Time	T. Pit Time	Handicap	Diff.
1	17:11:40.064	17:11:40.064	17:14:27.116	2:47.052	2:47.052		

172 Philippe Loriquer NCC

GEN CHAZEL TECHNOLOGIE COURSE

Nº	In Day Time	In Time	Out Time	Pit Time	T. Pit Time	Handicap	Diff.
1	17:14:25.607	17:14:25.607	17:17:09.194	2:43.587	2:43.587		

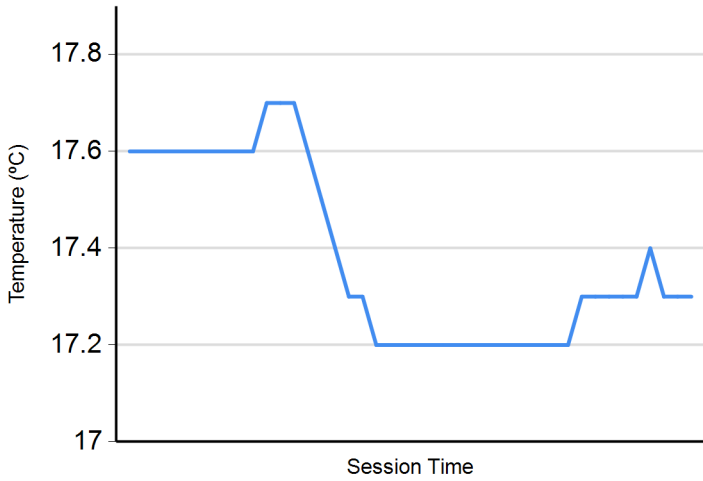




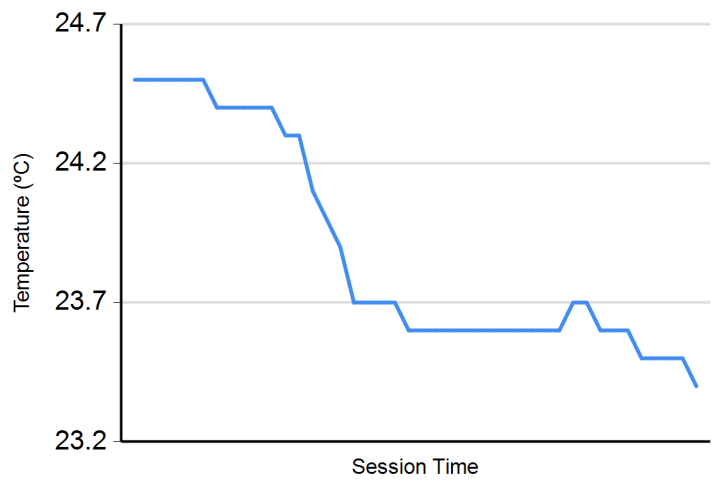
Autodromo Int. do Algarve
Alpine Elf Cup Series
Free Practice - 2
Weather Report



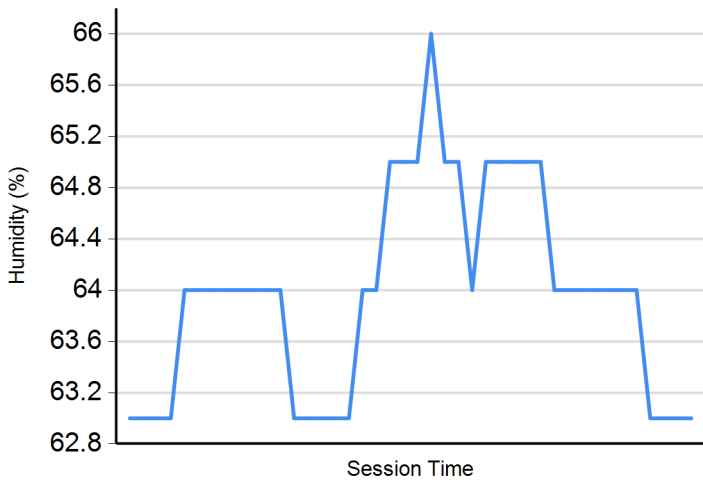
Air Temperature



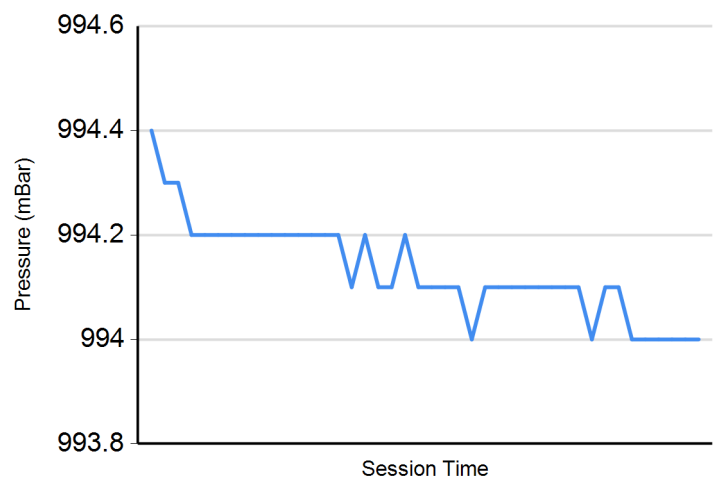
Track Temperature



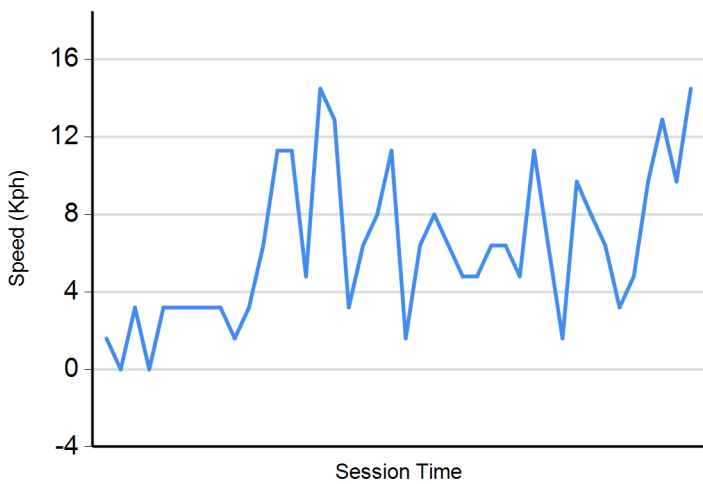
Humidity



Pressure

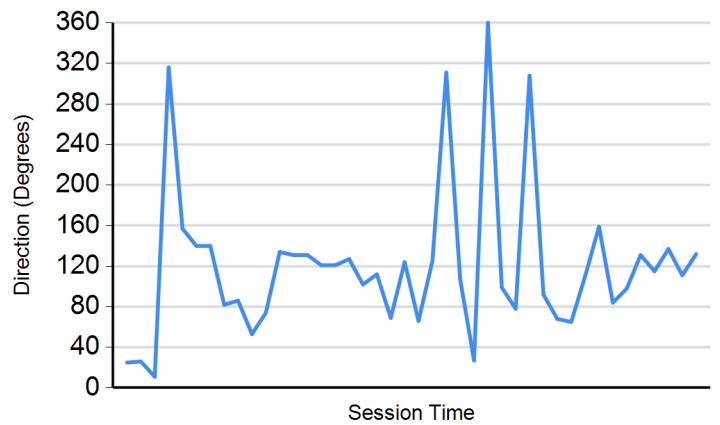


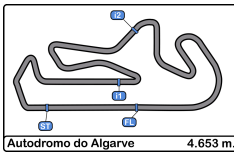
Wind Speed



Wind direction

North = 0°/360° Est = 90° South = 180° West = 270°





Autodromo Int. do Algarve
Alpine Elf Cup Series
Free Practice - 1 - 2
Combined Results



Cls	N°	Driver	Nat	Cat	Clas	Team	Nat	Level	Laps	FP1	FP2	Best	Gap	Interval	Km/h		
1	16	Gaspard Simon	FRA	JUN	1	SCHUMACHER CLRT	FRA	Inter C	36	1:55.006	16	1:52.805	16	1:52.805	148.4		
2	13	Enzo Geraci	FRA	JUN	2	HAZEL TECHNOLOGIE	FRA	Inter C	33	1:54.640	15	1:52.972	4	1:52.972	0.167	0.167	148.2
3	38	Charles Roussanne	FRA	JUN	3	VPS RACING	FRA	Inter D	37	1:55.487	14	1:53.195	11	1:53.195	0.390	0.223	147.9
4	76	Pierre Sancinena	FRA	PRO	1	RACE CARS	FRA	Inter C	37	1:56.454	17	1:53.214	16	1:53.214	0.409	0.019	147.9
5	8	Lukas Papin	FRA	JUN	4	SCHUMACHER CLRT	FRA	Inter D	32	1:55.927	12	1:53.414	18	1:53.414	0.609	0.200	147.6
6	85	Thibaut Bossy	FRA	CHA	1	HERRERO RACING	FRA	Inter C	32	1:56.501	14	1:53.417	4	1:53.417	0.612	0.003	147.6
7	88	Tom Verdier	FRA	JUN	5	HAZEL TECHNOLOGIE	FRA	Inter C	36	1:55.334	16	1:53.453	7	1:53.453	0.648	0.036	147.6
8	2	Florian Coruble	FRA	CHA	2	HAZEL TECHNOLOGIE	FRA	Inter C	36	1:56.071	14	1:53.640	9	1:53.640	0.835	0.187	147.4
9	26	Sandro Perissoutti	FRA	CHA	3	CODE RACING	FRA	NCC	37	1:55.522	17	1:53.691	13	1:53.691	0.886	0.051	147.3
10	12	Mattéo Nomblot	FRA	JUN	6	HAZEL TECHNOLOGIE	FRA	Inter C	33	1:55.640	14	1:53.762	12	1:53.762	0.957	0.071	147.2
11	9	Philippe Bourgois	BEL	GEN	1	RACE CARS	BEL	Inter C	38	2:04.329	18	1:54.503	16	1:54.503	1.698	0.741	146.2
12	72	Enzo Carvalhido	FRA	JUN	7	SPORT AUTO RACING	FRA	Inter C	33	1:59.273	15	1:54.573	10	1:54.573	1.768	0.070	146.2
13	36	Sami Dhahri	FRA	JUN	8	VPS RACING	FRA	Inter C	31	2:00.327	13	1:54.798	15	1:54.798	1.993	0.225	145.9
14	5	Anthony Jurado	FRA	PRO	2	CODE RACING	FRA	NCC	34	2:02.995	11	1:55.205	6	1:55.205	2.400	0.407	145.3
15	63	Pierre-Laurent	FRA	CHA	4	HAZEL TECHNOLOGIE	FRA	Inter C	37	2:05.599	18	1:55.451	6	1:55.451	2.646	0.246	145.0
16	17	Philippe Loriquer	FRA	GEN	2	HAZEL TECHNOLOGIE	FRA	NCC	31	2:09.478	13	1:55.498	8	1:55.498	2.693	0.047	145.0
17	12	Frédéric De Brabant	FRA	GEN	3	HAZEL TECHNOLOGIE	FRA	NCC	34	1:59.446	14	1:55.819	8	1:55.819	3.014	0.321	144.6
18	46	Clément Berlié	FRA	CHA	5	VPS RACING	FRA	NCC	34	2:07.225	13	1:56.070	5	1:56.070	3.265	0.251	144.3
19	23	Laurent Richard	FRA	GEN	4	HERRERO RACING	FRA	Inter C	33	2:05.641	15	1:56.103	10	1:56.103	3.298	0.033	144.2
20	77	Alain Jacono	FRA	GEN	5	HAZEL TECHNOLOGIE	FRA	NCC	34	2:05.171	13	1:56.261	14	1:56.261	3.456	0.158	144.0

*** PENALTIES**

SOME LAP TIME DELETED DUE TRACK LIMITS

BLACK FLAG CAR 04 (ABUSE TRACK LIMITS)

Published at:.....

Race Director: Pierre Delettre	Timekeeper: Luis Garcia JOB-2654-ESP/M
--	---

